


YOUR TRIP TO:

1307 S Church St, Burlington, NC 27215-4919




28 MIN | 21.8 MI

Trip time based on traffic conditions as of 10:54 AM on November 6, 2015. Current Traffic:

 Start out going **east** on **Spring Garden St** toward **Stirling St**.


Then **0.34 miles**

 Turn **right** onto **Tate St**.


Tate St is just past Administration St.

If you reach Springdale Ct you've gone a little too far.

Then **0.20 miles**


 Turn **left** onto **W Lee St**.

Then **4.26 miles**

 Merge onto **I-40 E** via the ramp on the **left** toward **Burlington/Durham**.

If you reach Sharpe Rd you've gone about 0.2 miles too far.

Then **14.82 miles**


 Take the **NC-62** exit, **EXIT 143**, toward **Burlington Downtown/Alamance**.

Then **0.19 miles**

 Turn **left** onto **NC-62/Alamance Rd**.

If you reach I-85 N you've gone about 0.2 miles too far.

Then **1.31 miles**

 Turn **slight right** onto **S Church St/US-70 E/NC-62**.

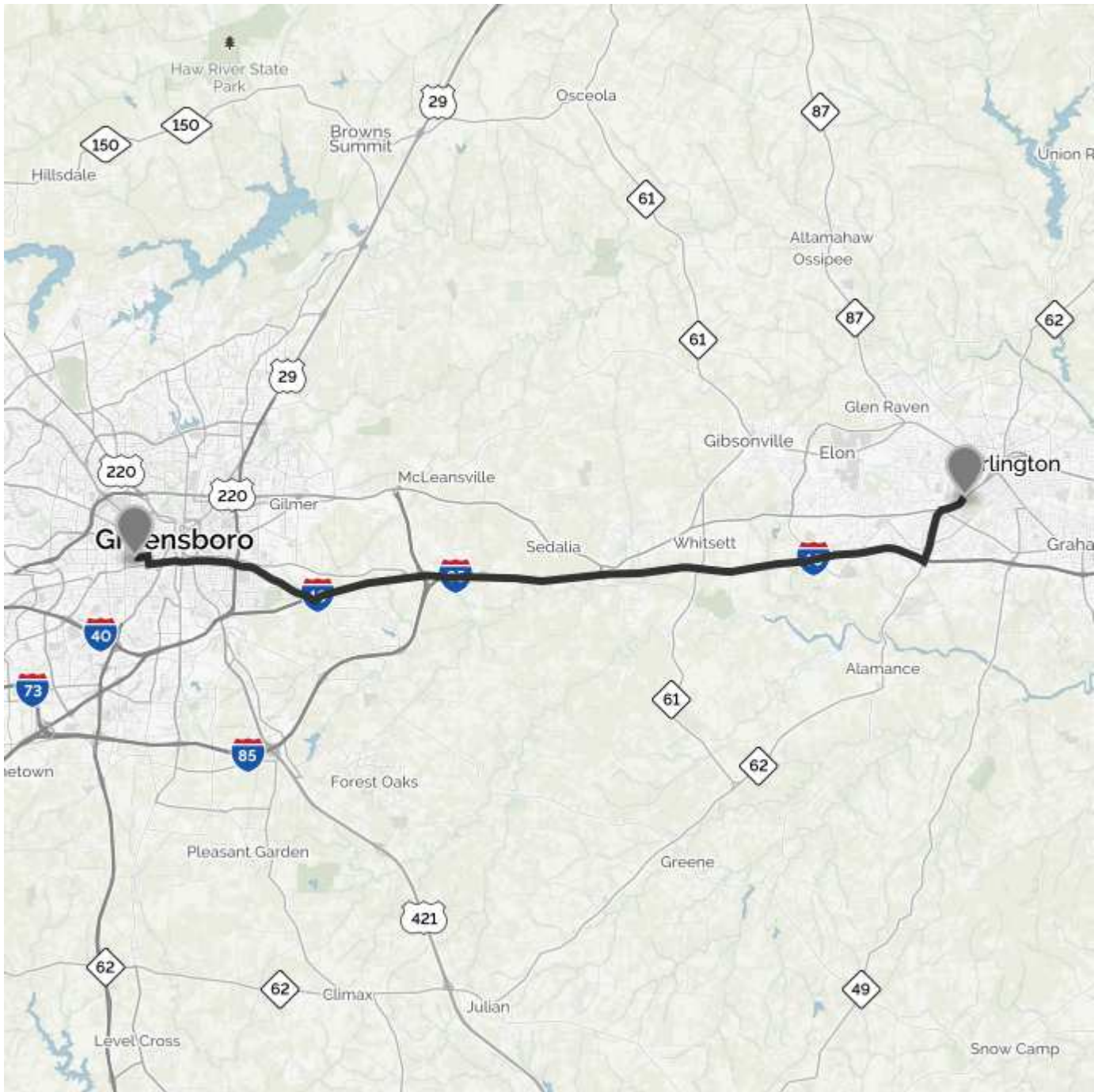
S Church St is just past Trail One.

Then **0.69 miles**

 **1307 S CHURCH ST** is on the **left**.

If you reach Arlington Ave you've gone a little too far.

Use of directions and maps is subject to our [Terms of Use](#). We don't guarantee accuracy, route conditions or usability. You assume all risk of use.



©2015 MapQuest, Inc. Use of directions and maps is subject to the MapQuest Terms of Use. We make no guarantee of the accuracy of their content, road conditions or route usability. You assume all risk of use. View Terms of Use (<http://hello.mapquest.com/terms-of-use>).